

## University Academy Keighley - Pupil Premium and Year 7 catch-up funding Report to Parents 2015-16

### **Context**

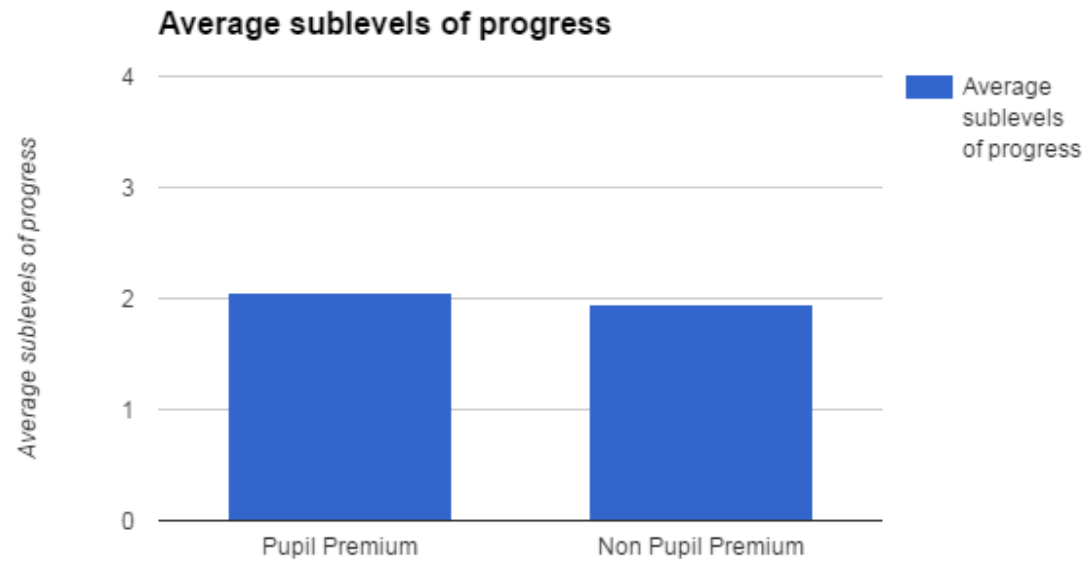
The Pupil Premium is allocated to children from low-income families who are currently known to be eligible for free school meals (FSM) and to students who have been eligible for FSM at any point in the last six years. Children who have been looked after continuously for more than six months are also eligible. The Service Premium is allocated to children whose parents are currently serving in the armed forces. The purpose of the Pupil Premium is to address the current underlying inequalities between children eligible for free school meals (FSM) and their peers by ensuring that funding to tackle disadvantage reaches the pupils who need it most.

The catch-up funding is allocated to ensure that all students are secondary school ready in both maths and English.

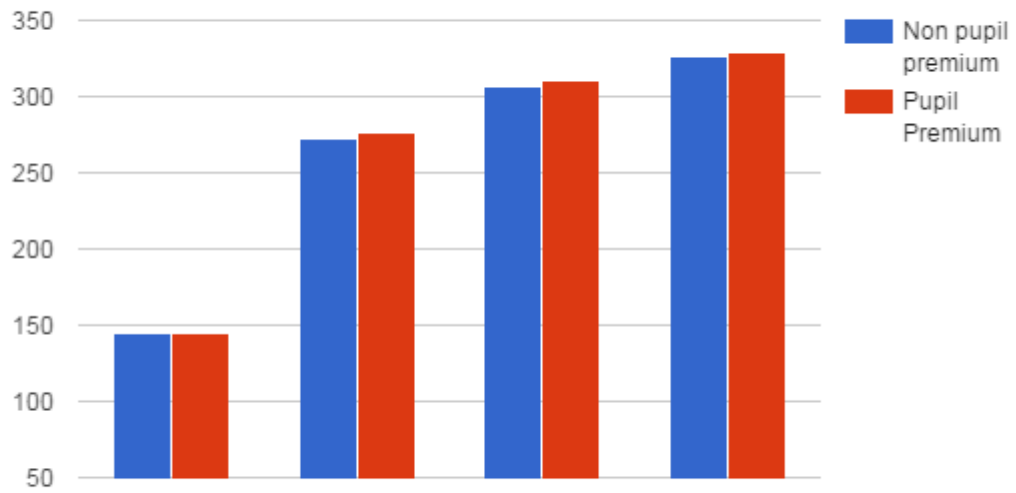
### **The four key objectives for PP and Catch-up spending for UAK:**

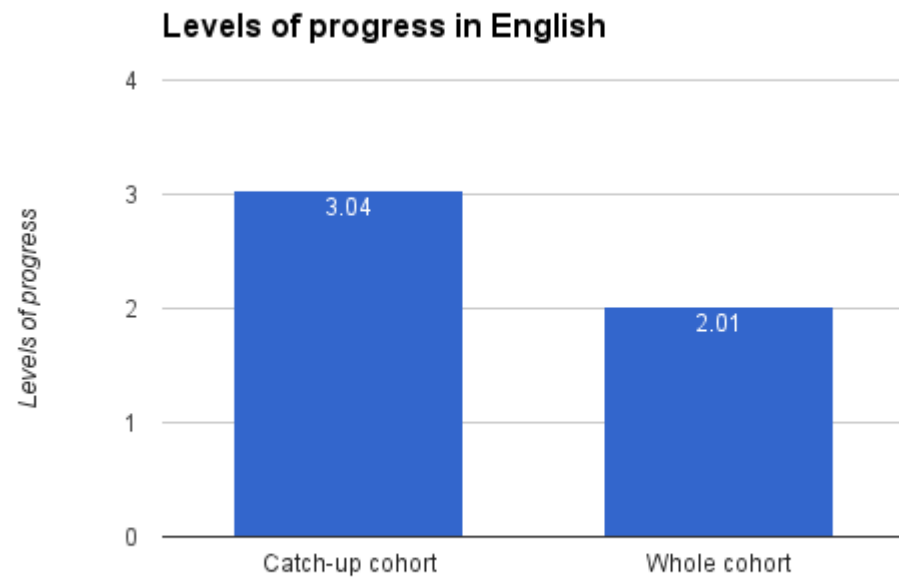
- 1. Transition: to improve transition between year groups and from Primary school, so that the outcomes for FSM students are at or above expected levels of progress and that all student who are below a level 4 in English and Maths after primary school have extra support and intervention to enable them to catch-up.**
- 2. Literacy: to develop the literacy skills of all students so that they are equipped with the tools to access exam materials and have the skills to succeed outside of the school environment.**
- 3. Engagement: to improve curriculum engagement and academic achievement for FSM and CLA students**
- 4. Attendance: to implement strategies addressing the attendance gap between for PP and CLA and non PP students**

Funding for 2015/16			
Number of eligible student	267	PP Allocation Catch-up (44)	£250,121 £20,000
Transition: to improve transition between year groups and from Primary school, so that the outcomes for FSM students are at or above expected levels of progress.			
Intervention			Cost (£000s)
<b>Why?</b> Our students are arriving with poor basic numeracy skills, and these are proven courses and strategies to support the gaps in knowledge. Numeracy catch-up funding - Numicon training			1
<b>Why?</b> To remove any emotional and logistical barriers that might impact upon attendance and a successful start to the Academy Transition day for year 6 students			2
<b>Total</b>			mult.
<b>Catch-up activities</b>			
Literacy LSA working with the Year 7 catch-up students.(0.5 SC)			8
Mathematics over-staffing to allow for catch-up intervention work through small group extraction and in class support			11
<b>Total</b>			
<b>Current impact</b>			



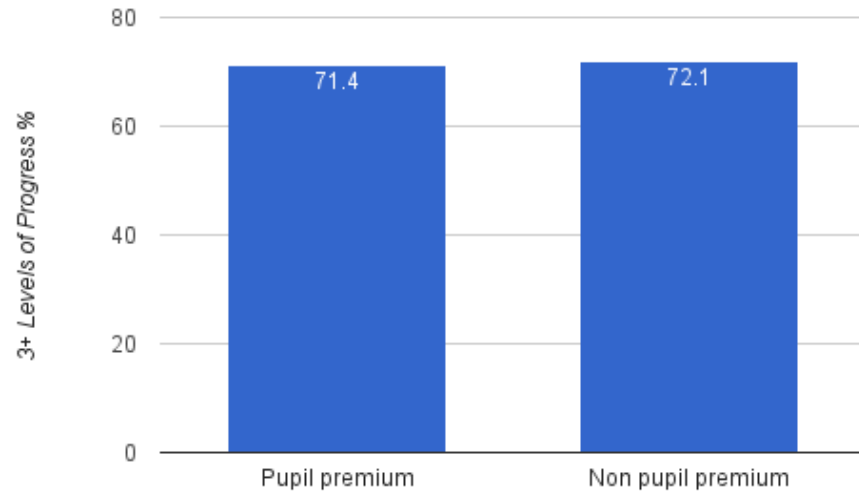
Average KS3 points per student

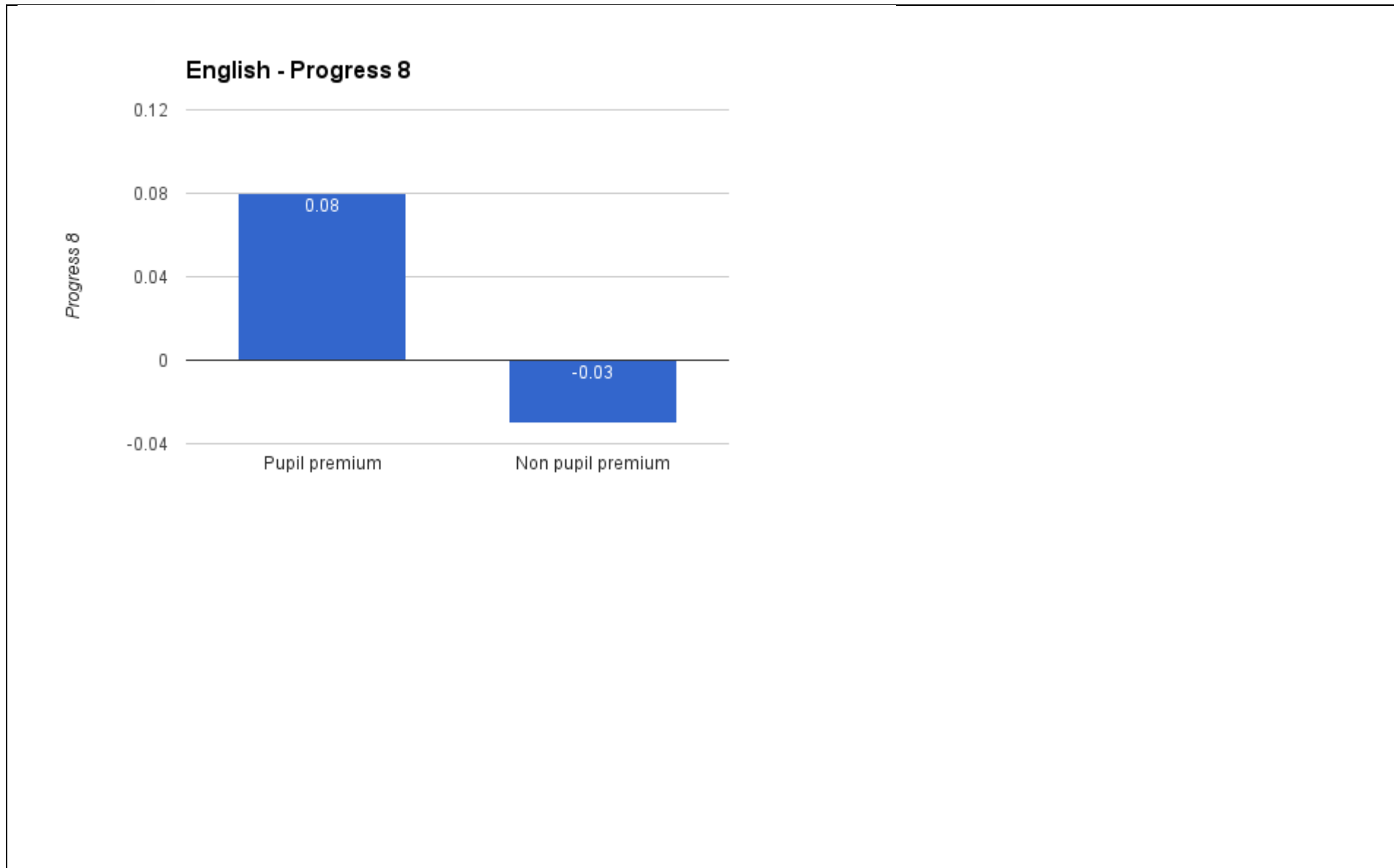




<p><b>Literacy: to develop the literacy skills of all students so that they are equipped with the tools to access exam materials and have the skills to succeed outside of the school environment.</b></p>	
<b>Intervention</b>	<b>Cost (£000s)</b>
Accelerated reading programme for year 7 students to help all students improve their reading ages – carried out in form time and during English lessons - catch up funding	<b>1</b>
Literacy tips and resources prepared and disseminated once per week in staff briefing time plus literacy development budget	<b>5</b>
Staff CPD sessions (twilight) on literacy and extended writing	<b>8</b>
<b>Current impact</b>	
<p><b>There are a range of sources that we can use to demonstrate the improved literacy levels in the school, as well as the gaps closing between PP and non-PP students. However, below we have demonstrated with our most recent GCSE results that we have made more progress</b></p>	

### English - 3+ Levels of progress

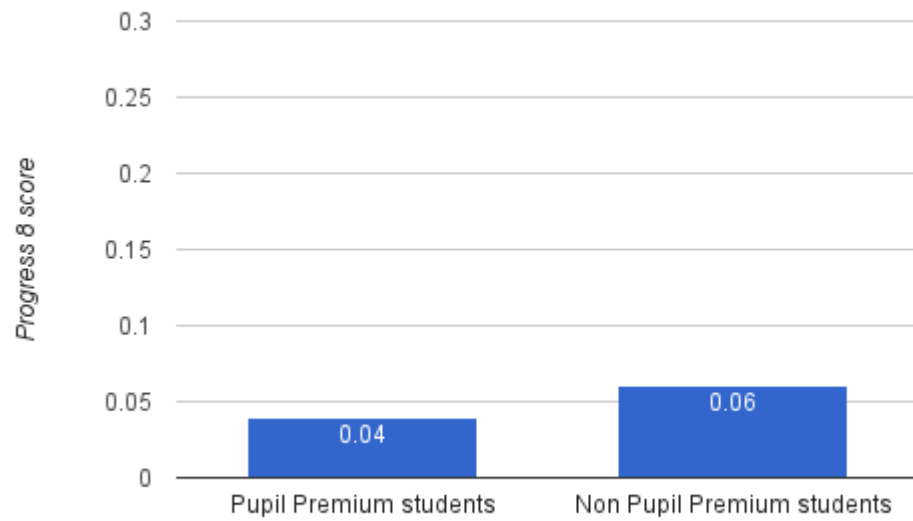


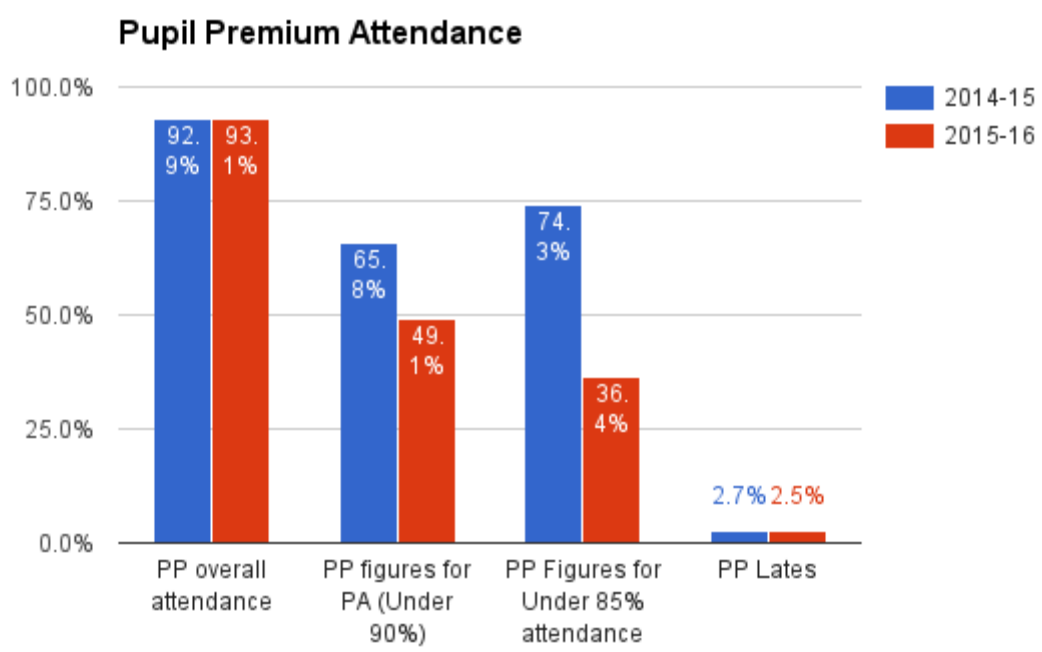




Engagement: to improve curriculum engagement and academic achievement for FSM and CLA students	
Intervention	Cost (£000s)
Student chromebooks, infrastructure and training	16
Maths English and science Saturday workshops	2
Learning support assistants to support students within the classroom.	98
Careers Advisor	5
Rewards programme focusing on positive behaviour – trips, parties, postcards	4
Subject enrichment activities – trips/touring companies (above)	7
Academic Trips	
Year 11 revision skills, motivation day and intervention programme	1
Parental Engagement Officers	9
After school revision sessions	<b>Voluntary</b>
Homework clubs	7
LBD & Pastoral Managers	83
<b>Current impact</b>	
<b>On the next page:</b>	

### Progress 8 score - GCSE 2016



Attendance: to implement strategies addressing the attendance gap between for PP and CLA and non PP students																
Intervention	Cost (£000s)															
Attendance officers employed to ensure that students attend regularly	21															
SIMS intouch software purchased to allow for immediate contact with Parents with regards to attendance and achievement.	3															
Attendance rewards																
Breakfast Club	4															
Current impact																
 <p><b>Pupil Premium Attendance</b></p> <table border="1"> <caption>Data for Pupil Premium Attendance Chart</caption> <thead> <tr> <th>Category</th> <th>2014-15 (%)</th> <th>2015-16 (%)</th> </tr> </thead> <tbody> <tr> <td>PP overall attendance</td> <td>92.9%</td> <td>93.1%</td> </tr> <tr> <td>PP figures for PA (Under 90%)</td> <td>65.8%</td> <td>49.1%</td> </tr> <tr> <td>PP Figures for Under 85% attendance</td> <td>74.3%</td> <td>36.4%</td> </tr> <tr> <td>PP Lates</td> <td>2.7%</td> <td>2.5%</td> </tr> </tbody> </table>		Category	2014-15 (%)	2015-16 (%)	PP overall attendance	92.9%	93.1%	PP figures for PA (Under 90%)	65.8%	49.1%	PP Figures for Under 85% attendance	74.3%	36.4%	PP Lates	2.7%	2.5%
Category	2014-15 (%)	2015-16 (%)														
PP overall attendance	92.9%	93.1%														
PP figures for PA (Under 90%)	65.8%	49.1%														
PP Figures for Under 85% attendance	74.3%	36.4%														
PP Lates	2.7%	2.5%														
<p>This chart that Pupil Premium attendance has increased from 2014/15 to 2015/16. Also, the amount or persistent absence has reduced dramatically for PP students, and lates for PP students have also reduced.</p>																
	<b>£277,846</b>															
	<b>=267/599</b>															

<b>Total Spend</b>		<b>With multiplier for PP ratio</b>	
		<b>Over allocation</b>	<b>£250,271-£277,846= £27,575</b>